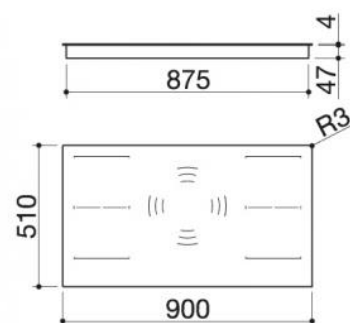


## 90 cm Induction Space built-in hob



- functions: Bridge, Booster, automatic pan recognition, pause, reminder, cooking end timer 1-99', automatic cooking on three levels
- safety devices: electronic child-safety lock, residual heat indicator, overflow alarm, safety switch-off
- minimum pan diameter:  $\varnothing$  125 mm
- maximum absorbed power: 11.1 kW
- 86x49 cm cut out
- Induction zones power:
  - rear left: 2.1-3.7 kW (\*)
  - front left: 2.1-3.7 kW (\*)
  - central: 2.6-5.5 kW (\*)
  - rear right: 2.1-3.7 kW (\*)
  - front right: 2.1-3.7 kW (\*)
- (\*) with Booster function



### Codici:

BLACK

cod: 1PIDS90N

### Plus:



Selective pan detection



Module 90



Stand-by/Recall Function



Induction



Child Safety Lock



Bridge function



Residual Heat Indicator



Booster Function



Automatic cooking programs

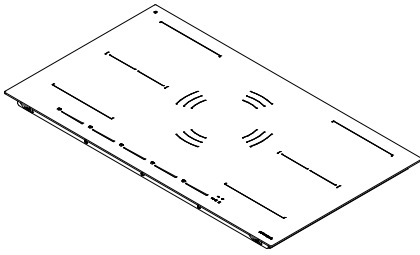
## 1PIDS90N

**DESCRIZIONE** Piano cottura Induzione Space Incasso da 90 - 5 zone a induzione Touch Control  
**DESCRIPTION** 90 cm Space Induction built-in hob - 5 Touch Control zones

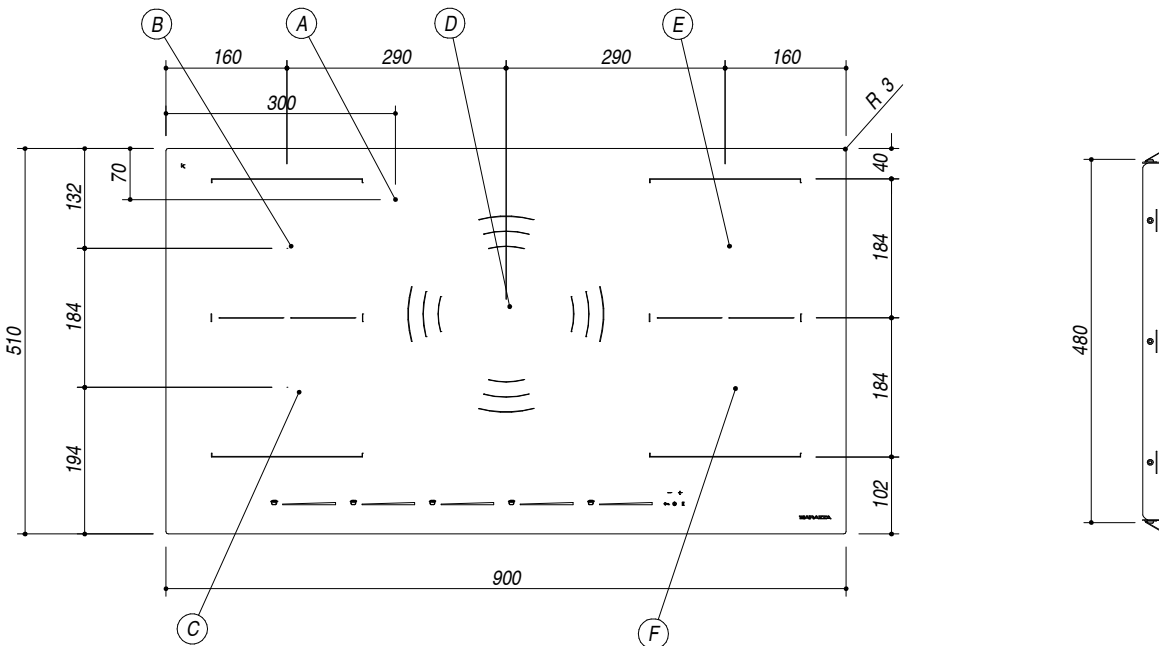
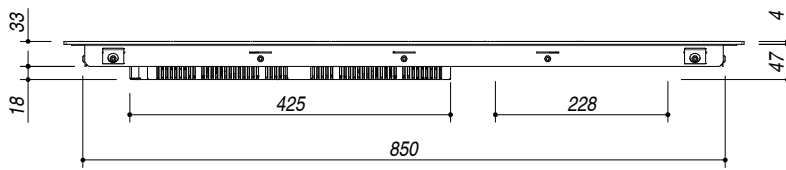
**PESO LORDO** 18.1 Kg **DIMENSIONI IMBALLO** 1000x620x130 mm  
**GROSS WEIGHT** **PACKAGING DIMENSIONS**

- (A) **ALLACCIAMENTO ELETTRICO** ELECTRICAL CONNECTION
- (B) **Zona Sinistra Posteriore** (Left-Back side zone): 2.1/3.7 kW
- (C) **Zona Sinistra Frontale** (Left-Frontal zone): 2.1/3.7 kW
- (D) **Zona Centrale** (Central zone): 2.6/5.5 kW
- (E) **Zona Destra Posteriore** (Right-Back side zone): 2.1/3.7 kW
- (F) **Zona Destra Frontale** (Right Frontal): 2.1/3.7 kW

- **Comandi:** Touch Control con multi slider (Touch Control with multi-slider)
- **Funzioni:** Bridge, Booster, riconoscimento automatico delle pentole, richiama, programmatore di fine cottura 1-99', cotture automatiche a tre livelli (Function: Bridge, Booster, automatic pan recognition, pause, reminder, cooking end timer 1-99', automatic cooking on three levels)
- **Dispositivi di sicurezza:** blocco elettronico funzioni per la sicurezza bambini, spia calore residuo allarme traboccamento, spegnimento di sicurezza (Safety devices: electronic child safety block, residual heat indicator, overflow alarm, safety switch-off)
- **Diametro pentola minimo:** Ø 125 mm (Minimum pot diameter: Ø 125 mm)
- **Potenza massima assorbita:** 11.1 kW (Maximum absorbed power: 11.1 kW)
- **Incasso:** 86x49 cm (86x49 cm cut-out)
- **Filotop:** 90.3x51.3 cm (90.3x51.3 cm Flush)



**NERO**  
Black



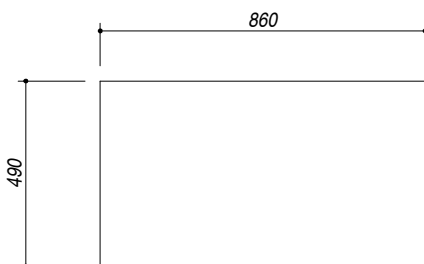
**SCALA DISEGNO** 1:10

**TUTTE LE MISURE IN mm**  
ALL MEASURES IN mm

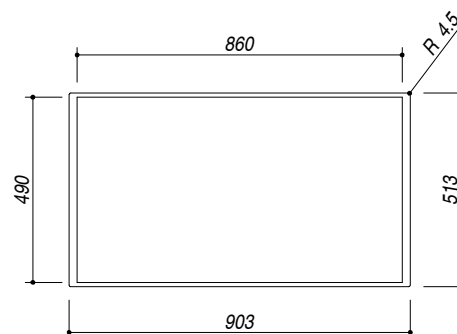
**TOLLERANZA LINEARE:** ± 0.5 mm  
LINEAR TOLLERANCE

**TOLLERANZA ANGOLARE:** ± 0.2 °  
ANGULAR TOLLERANCE

**FORATURA PER INSTALLAZIONE AD INCASSO**  
BUILT-IN CUTOUT FOR TOP



1:20



**ABBASSAMENTO**  
LOWERING

