

## 120 cm Lab built-in and flush hob

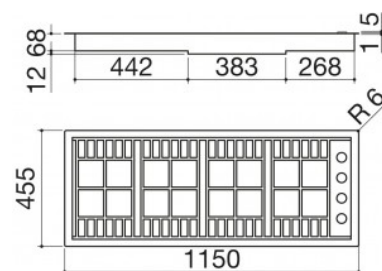
3 gas burners + triple ring



- AISI 304 extra thick stainless steel
- integrated side control panel
- 113x43.5 cm cut-out - flush: see technical sheet

**Burners power:**

- 1 auxiliary: 1 kW
- 1 semi-rapid: 1.75 kW
- 1 rapid: 3 kW
- 1 triple ring 3.3 kW



### Codes:

STAINLESS STEEL with cast iron pan supports and burner caps

cod: 1PLB3T

### Accessories:

Cast iron wok adapter

cod: 1RWJ

Hosepipe (European standard) for combustible gases in compli

cod: 1TFL

### Plus:



Eco-flame



Integrated Hob



Triple Ring Burner



Automatic Ignition and Safety Valve



Burners In-line



Design

## 1PLB3T

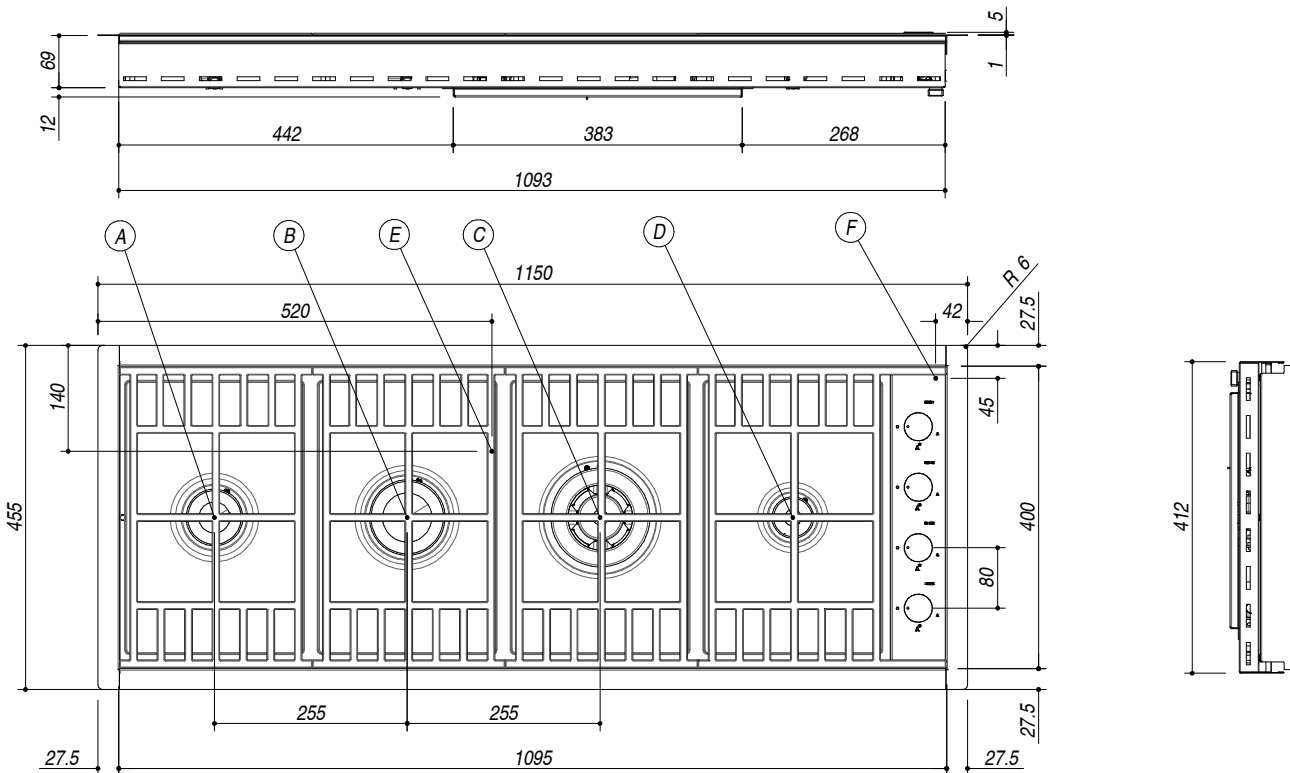
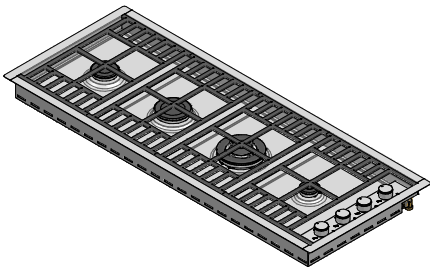
**DESCRIZIONE** Piano cottura Lab incasso e filo da 120 - 3 gas + tripla corona  
**DESCRIPTION** 120 cm Lab built-in and flush hob - 3 gas burners + triple ring

**PESO LORDO** 22.4 Kg  
**GROSS WEIGHT**

**DIMENSIONI IMBALLO** 1200x520x160 mm  
**PACKAGING DIMENSIONS**

Griglie in ghisa  
 Cast iron pan supports

- (A) BRUCIATORE SEMIRAPIDO 1.75 kW SEMIRAPID BURNER
- (B) BRUCIATORE RAPIDO 3 kW RAPID BURNER
- (C) BRUCIATORE TRIPLA CORONA 3.3 kW TRIPLE RING BURNER
- (D) BRUCIATORE AUSILIARIO 1 kW AUXILIARY BURNER
- (E) ALLACCIAMENTO ELETTRICO ELECTRICAL CONNECTION
- (F) CONNESSIONE GAS GAS CONNECTION



**SCALA DISEGNO** 1:10  
**DRAWING SCALE**

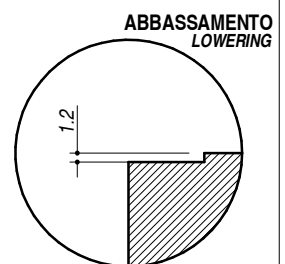
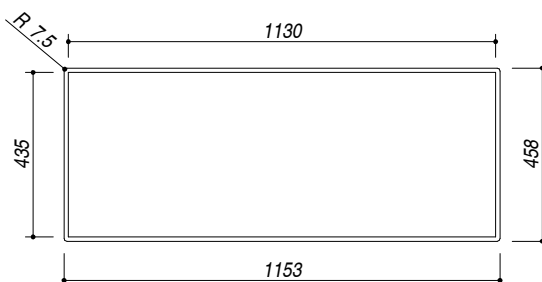

**TUTTE LE MISURE IN mm**  
**ALL MEASURES IN mm**

**TOLLERANZA LINEARE: ± 0.5 mm**  
**LINEAR TOLERANCE**

**TOLLERANZA ANGOLARE: ± 0.2 °**  
**ANGULAR TOLERANCE**

**FORATURA PER INSTALLAZIONE AD INCASSO**  
**BUILT-IN CUTOUT FOR TOP**

**FORATURA PER INSTALLAZIONE A FILO**  
**FLUSH CUTOUT FOR TOP**



1:20

1:20